

PRELIMINARY

I

DO NOT SCALE THIS PRINT

CONFIDENTIAL AND TRADE SECRET INFORMATION OF NATURAL GAS FUEL SYSTEMS, INC. dba MOMENTUM FUEL TECHNOLOGIES
 This document and the information in it is confidential, proprietary and trade secret information of Natural Gas Fuel Systems, Inc. dba Momentum Fuel Technologies on behalf of itself and its subsidiaries and affiliates ("Momentum"). It contains information intended only for the person to whom it is transmitted and may not be disclosed to any third party, in whole or in part, or used to manufacture anything shown or referred to herein, without Momentum's express, written permission. This document must be returned to Momentum on request.

Any form of reproduction, dissemination, copying, disclosure, modification, distribution, and or publication of this document and the information contained herein is strictly prohibited.

This notice must appear on any complete or partial reproduction of this document or the information contained herein.

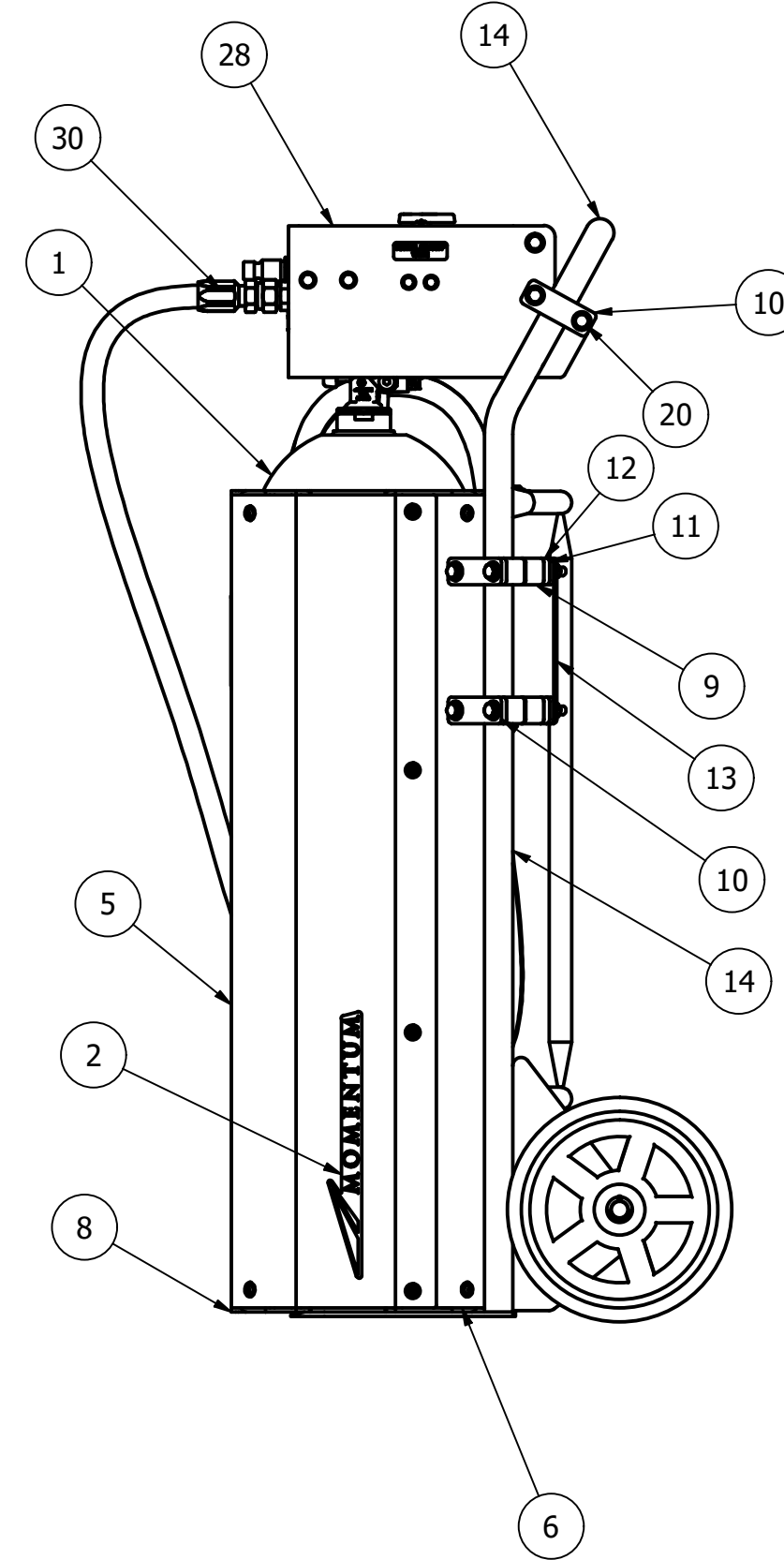
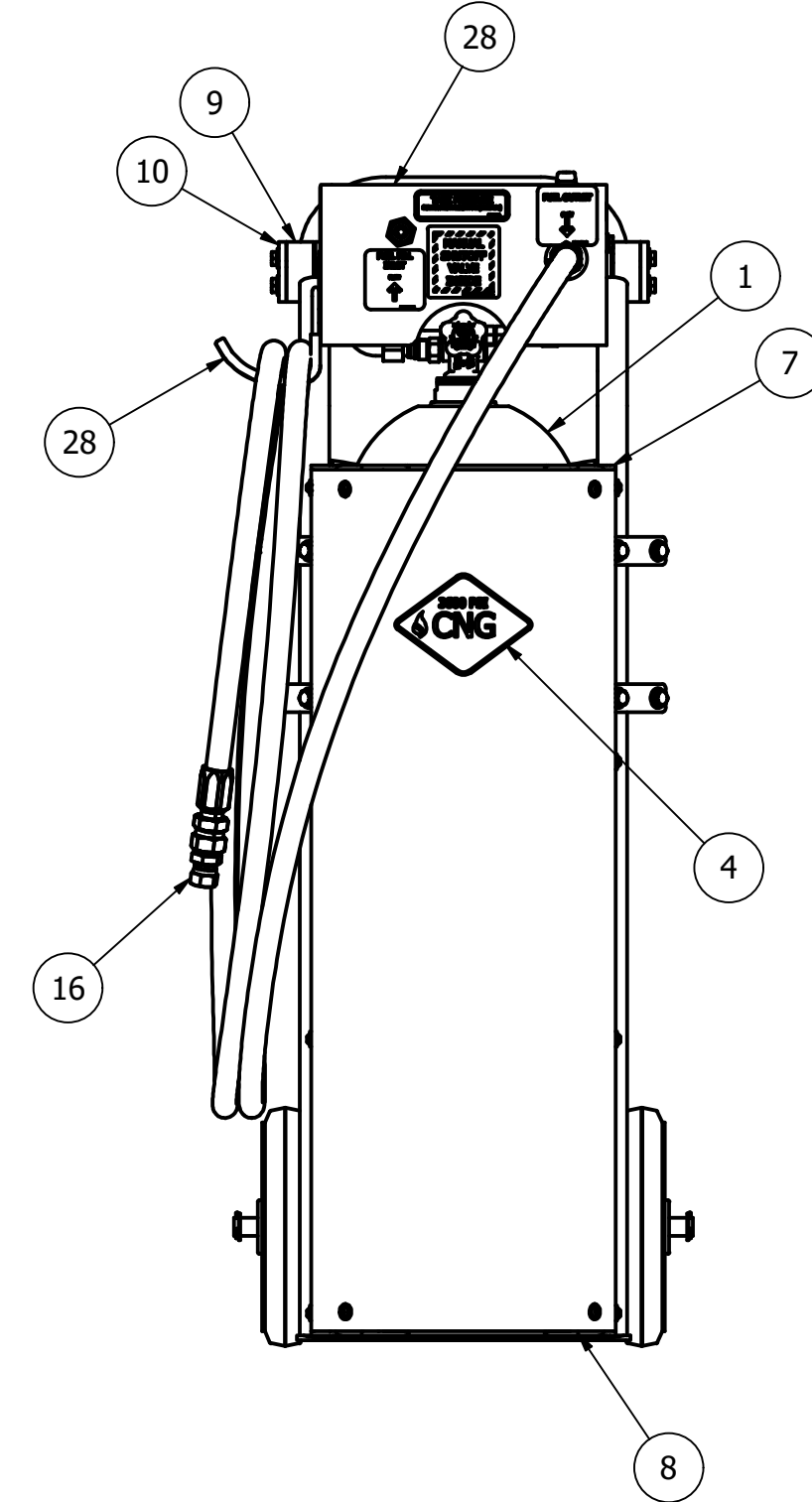
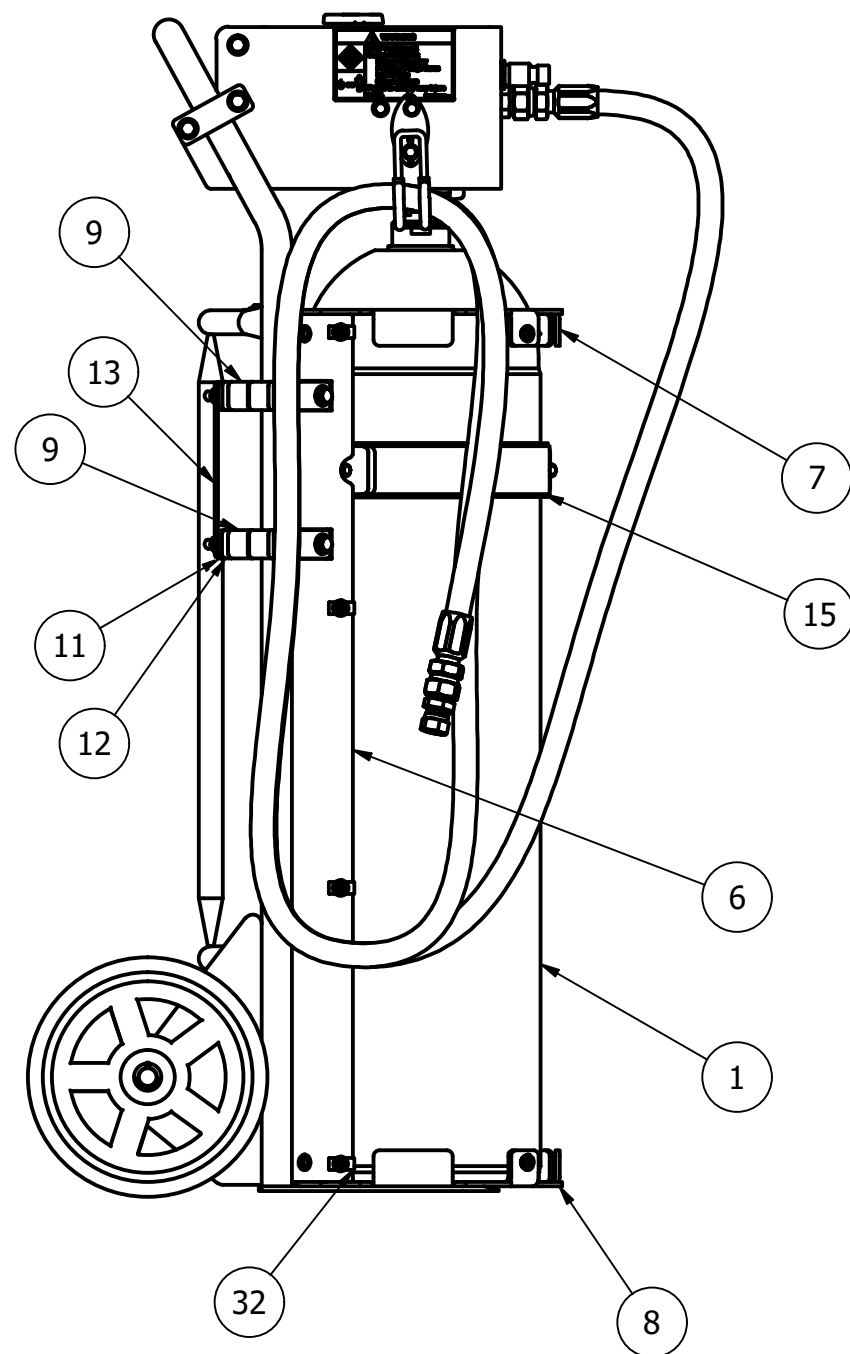
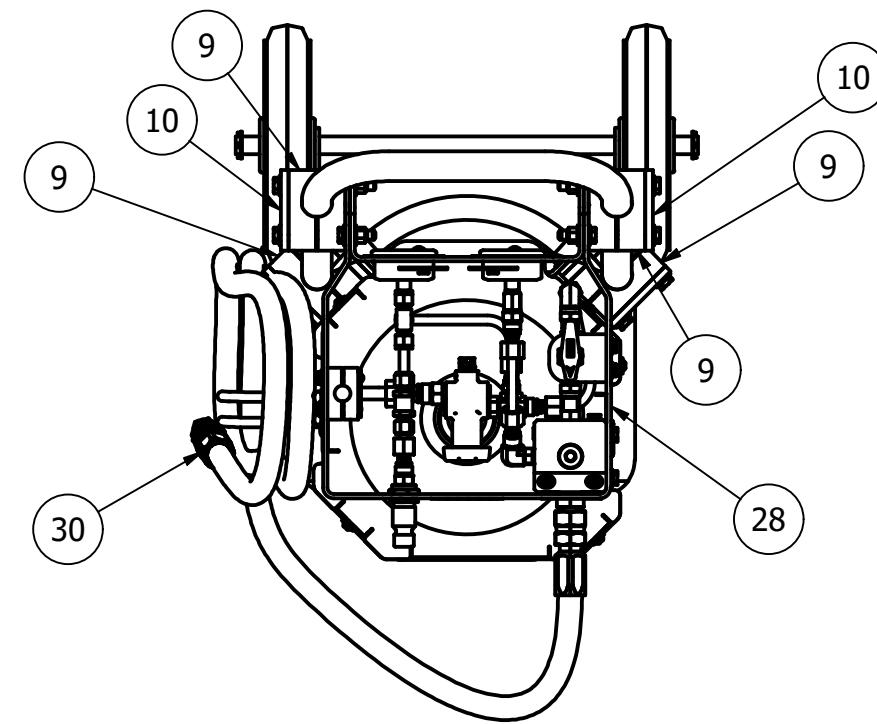
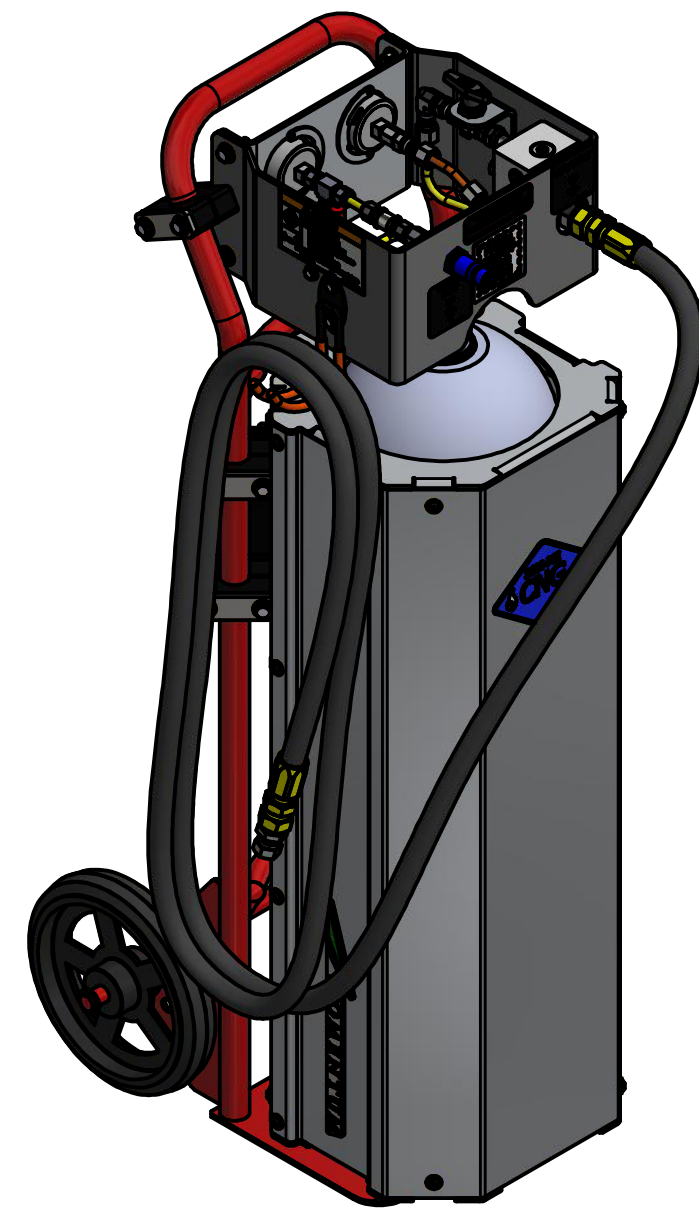
Copyright © 2016 Natural Gas Fuel Systems, Inc. dba Momentum Fuel Technologies. All rights reserved.

ALL DIMENSION TOLERANCES UNLESS NOTED
 ONE PLACE .X ±.06
 TWO PLACES .XX ±.03
 THREE PLACES .XXX ±.010
 FOUR PLACES .XXXX ±.0010
 ANGLES ±1.0
 ALL MACHINED SURFACES TO BE 250 RMS UNLESS NOTED.

NOTES:

- 1) FOR INFORMATION NOT CONTAINED IN THIS PRINT REFERENCE THE MATH DATA FOR THIS PART (100-026-1102B)
- 2) ALL DIMENSIONS ARE IN INCHES
- 3) PART SHALL BE FREE OF BURRS, FLASH AND SHARP EDGES
- 4) ESTIMATED WEIGHT: 176 LBS
- 5) INITIAL USE: 100-026-1102B
- 6) PART NUMBER, REV LEVEL, AND SUPPLIER CODE REQUIRED ON ALL PARTS. REFER TO DRAWING FOR SPECIFIC LOCATION, WHERE APPLICABLE. ETCH, STAMP, OR OTHERWISE PERMANENT MARKINGS SHALL BE PLACED IN SUCH A WAY THAT THEY ARE VISIBLE AFTER PART IS COATED OR PAINTED. SMALLER PARTS SHOULD HAVE THE INFORMATION ATTACHED BY THE BEST METHOD POSSIBLE. ALTERNATE MEANS OF ATTACHING INFORMATION MUST BE APPROVED

DRAWN	11/11/2019	MOMENTUM FUEL TECHNOLOGIES	
CHECKED		1051 Republic Drive, Suite 200 Roanoke, TX 76262	
QA		TITLE	
MFG		FMM - STAND ALONE, PONY TANK, ROLLING ONLY	
APPROVED		SIZE	DWG NO
Part Mass		D	100-026-1102B
N/A		SCALE	SHEET 1 OF 2



		PARTS LIST	
ITEM	QTY	PART NUMBER	DESCRIPTION
1	1	MA01-1717	TANK - 10 X 40, 34.7 LITERS, 2.6 DGE, LUXFER TYPE 2
2	2	MB34-1001	Emblem - Momentum
3	1	MB34-1007_wImage	
4	1	MB34-1100-INSTALLED_COLOR	
5	1	MC06-1942	COVER - PANEL FRONT, PONY TANK
6	1	MC06-1943	COVER - REAR, PONY TANK
7	1	MD06-1600	COVER - TOP, PONY TANK
8	1	MD06-1601	COVER - BOTTOM, PONY TANK
9	6	MD20-1604	CLAMP - PAIR, SINGLE TUBE 1-1/4"
10	6	MD20-1605	SPACER - CLAMP, SINGLE TUBE 1-1/4"
11	4	MD20-1606	SPACER - CLAMP, SINGLE TUBE 1-1/4"
12	4	MD20-1607	SPACER - CLAMP, SINGLE TUBE 1-1/4"
13	1	ME04-2243	STRUCTURAL - MOUNTING BRACKET, PONY TANK
14	1	ME04-2244	STRUCTURAL - FRAME, PONY TANK, ROLLING
15	1	ME04-2245	STRUCTURAL - MOUNTING BRACKET, FOR TYPE 2 TANK
16	1	MF17-1002	ADAPTER - STRAIGHT, #12 JIC TO #10 ORB
17	2	MF17-1160-N	
18	1	MF17-1185-N	ADAPTER - TEE, RUN #6 STANDARD ORING BOSS (MALE) X #8 ORFS (MALE) X #8 ORFS (MALE)
19	18	MH27-1001-004-20-100-ZN-008-BH	BOLT - 1/4"-20x1.00" LG, YELLOW ZINC, GRADE 8, HEX HEAD
20	4	MH27-1001-006-16-400-YZ-008-HH	BOLT - 3/8"-16x4.00" LG, YELLOW ZINC, GRADE 8, HEX HEAD
21	8	MH27-1001-006-16-450-YZ-008-HH	BOLT - 3/8"-16x4.50" LG, YELLOW ZINC, GRADE 8, HEX HEAD
22	4	MH27-1001-008-13-150-YZ-008-HH	BOLT - 1/2"-13x1.50" LG, YELLOW ZINC, GRADE 8, HEX HEAD
23	12	MH27-1003-006-16-YZ-008-NL	NUT - NYLON LOCKING, 3/8"-16, YELLOW ZINC GRADE 8
24	4	MH27-1003-008-13-YZ-008-NL	NUT - NYLON LOCKING, 1/2"-13, YELLOW ZINC GRADE 8
25	18	MH27-1004-004-FL-YZ-008	WASHER - FLAT, #6, SS
26	24	MH27-1004-006-FL-YZ-008	WASHER - FLAT, #6, SS
27	10	MH27-1009	NUT - HALF HEX RIVET - 1/4"-20 (GRIP RANGE 0.165-0.260)
28	1	MN39-1627	FMM - STAND ALONE, PONY TANK, ROLLING ONLY
29	1	MS19-1603	VALVE - TANK, OMB BETA NEW WITH PRD
30	1	MT22-1601-240	HOSE-LOW PRESSURE, 240" LONG, CONSISTING OF MT22-1000 HOSE AND QTY (2) MF17-1003 END FITTINGS
31	8	MH27-1004-008-FL-YZ-008	WASHER - FLAT, #6, SS
32	8	MH27-1014	
33	1	MF17-1014	ADAPTER - STRAIGHT - #6 ORING BOSS X #8 ORFS

CONFIDENTIAL AND TRADE SECRET INFORMATION OF NATURAL GAS FUEL SYSTEMS, INC. dba MOMENTUM FUEL TECHNOLOGIES

This document and the information in it is confidential, proprietary and trade secret information of Natural Gas Fuel Systems, Inc. dba Momentum Fuel Technologies on behalf of itself and its subsidiaries and affiliates ("Momentum"). It contains information intended only for the person to whom it is transmitted and may not be disclosed to any third party, in whole or in part, or used to manufacture anything shown or referred to herein, without Momentum's express, written permission. This document must be returned to Momentum on request.

Any form of reproduction, dissemination, copying, disclosure, modification, distribution, and or publication of this document and the information contained herein is strictly prohibited.

This notice must appear on any complete or partial reproduction of this document or the information contained herein.

Copyright © 2016 Natural Gas Fuel Systems, Inc. dba Momentum Fuel Technologies. All rights reserved.

DRAWN BellingerJ	11/11/2019	MOMENTUM FUEL TECHNOLOGIES 1051 Republic Drive, Suite 200 Roanoke, TX 76262	
CHECKED		TITLE	
QA		FMM - STAND ALONE, PONY TANK, ROLLING ONLY	
MFG			
APPROVED			
Part Mass N/A		SIZE D	DWG NO 100-026-1102B
		SCALE	REV
			SHEET 2 OF 2