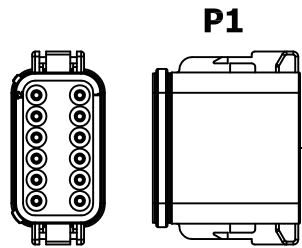


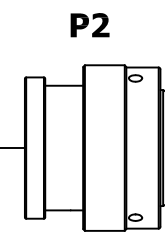
P1 CHASSIS INTERFACE
DT06-12SA WITH BOOT
DT12S-BT-BK

TERMINAL	WIRE	WIRE SIZE
1	N/A	N/A
2	ORN	18 AWG TXL
3	WHT	18 AWG TXL
4	BLU	18 AWG TXL
5	N/A	N/A
6	N/A	N/A
7	N/A	N/A
8	ORN/BLK	18 AWG TXL
9	WHT/BLK	18 AWG TXL
10	YEL	18 AWG TXL
11	GRY	18 AWG TXL
12	N/A	N/A



P1

12"



P2

P2 SYSTEM INTERFACE DEUTSCH HDP26-24-23PN
WITH BOOT HD30-24BT-BK

TERMINAL	WIRE	WIRE SIZE	TERMINAL	WIRE	WIRE SIZE
A	N/A	N/A	N	N/A	N/A
B	ORN	18 AWG TXL	O	WHT	18 AWG TXL
C	YEL	18 AWG TXL	P	N/A	N/A
D	GRY	18 AWG TXL	Q	N/A	N/A
E	ORN	18 AWG TXL	R	N/A	N/A
F	BLU	18 AWG TXL	S	N/A	N/A
G	N/A	N/A	T	N/A	N/A
H	N/A	N/A	U	N/A	N/A
J	N/A	N/A	V	N/A	N/A
K	WHT	18 AWG TXL	W	N/A	N/A
L	N/A	N/A	X	N/A	N/A
M	N/A	N/A			

NOTES:

- 1) **HARNES TO BE BRAIDED WITH VN4400S OR EQUIVALENT PVC COATED YARN**
- 2) **WIRES TO BE 18 AWG TXL**
- 3) **INSTALL SEALING PLUGS IN ALL UNUSED CAVITIES**

CONFIDENTIAL AND TRADE SECRET INFORMATION OF NATURAL GAS FUEL SYSTEMS, INC. dba MOMENTUM FUEL TECHNOLOGIES

This document and the information in it is confidential, proprietary and trade secret information of Natural Gas Fuel Systems, Inc. dba Momentum Fuel Technologies on behalf of itself and its subsidiaries and affiliates ("Momentum"). It contains information intended only for the person to whom it is transmitted and may not be disclosed to any third party, in whole or in part, or used to manufacture anything shown or referred to herein, without Momentum's express, written permission. This document must be returned to Momentum on request.

Any form of reproduction, dissemination, copying, disclosure, modification, distribution, and or publication of this document and the information contained herein is strictly prohibited.

This notice must appear on any complete or partial reproduction of this document or the information contained herein.

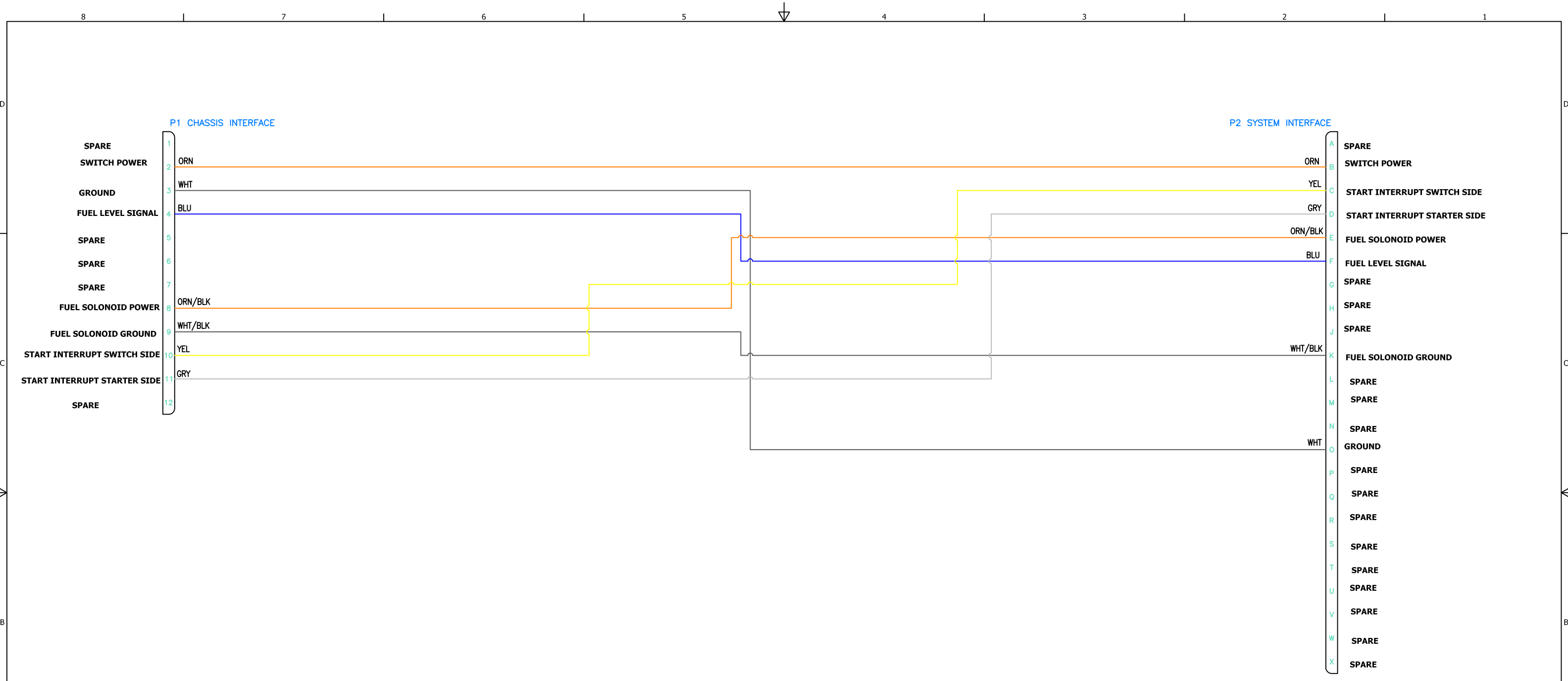
Copyright © 2016 Natural Gas Fuel Systems, Inc. dba Momentum Fuel Technologies. All rights reserved.

ALL DIMENSION TOLERANCES UNLESS NOTED
 ONE PLACE .X ±.06
 TWO PLACES .XX ±.03
 THREE PLACES .XXX ±.010
 FOUR PLACES .XXXX ±.0010
 ALL MACHINED SURFACES TO BE 250 RMS UNLESS NOTED.



DO NOT SCALE THIS PRINT

DRAWN brummern	7/7/2017	MOMENTUM FUEL TECHNOLOGIES 1051 Republic Drive, Suite 200 Roanoke, TX 76262	
CHECKED		TITLE Harness- JUMPER SIDEMOUNT BASIC ELECTRONICS	
QA		SIZE D	DWG NO MP92-1606
MFG		SCALE	REV
APPROVED			
Part Mass			
		SHEET 1 OF 2	



CONFIDENTIAL AND TRADE SECRET INFORMATION OF NATURAL GAS FUEL SYSTEMS, INC. dba MOMENTUM FUEL TECHNOLOGIES
 This document and the information in it is confidential, proprietary and trade secret information of Natural Gas Fuel Systems, Inc. dba Momentum Fuel Technologies on behalf of itself and its subsidiaries and affiliates ("Momentum"). It contains information intended only for the person to whom it is transmitted and may not be disclosed to any third party, in whole or in part, or used to manufacture anything shown or referred to herein, without Momentum's express, written permission. This document must be returned to Momentum on request.

Any form of reproduction, dissemination, copying, disclosure, modification, distribution, and or publication of this document and the information contained herein is strictly prohibited.

This notice must appear on any complete or partial reproduction of this document or the information contained herein.

Copyright © 2016 Natural Gas Fuel Systems, Inc. dba Momentum Fuel Technologies. All rights reserved.

ALL DIMENSION TOLERANCES UNLESS NOTED
 ONE PLACE .X ±.06
 TWO PLACES .XX ±.03
 THREE PLACES .XXX ±.010
 FOUR PLACES .XXXX ±.0010
 ALL MACHINED SURFACES TO BE 250 RMS UNLESS NOTED.



DO NOT SCALE THIS PRINT

DRAWN brummern	7/7/2017	MOMENTUM FUEL TECHNOLOGIES 1051 Republic Drive, Suite 200 Roanoke, TX 76262	
CHECKED		TITLE Harness- JUMPER SIDEMOUNT BASIC ELECTRONICS	
QA		SIZE D	DWG NO MP92-1606
MFG		SCALE	REV
APPROVED		SHEET 2 OF 2	
Part Mass			